




KENNEMER GOLF & COUNTRY CLUB

FOUNDED IN 1910



Klimaat Techniek Santpoort BV

023-888 78 78

Kweekerslaan 1 2071KA Santpoort Noord
www.klimaattechnieksantpoort.nl

WELCOME at the Kennemer Golf & Country Club



Challenging holes, undulating fairways, wild dunes, heavy rough, wind and an abundance of flora and fauna...welcome to the Kennemer Golf & Country Club. Founded in 1910, the Kennemer G&CC is not only one of the oldest golf clubs in the Netherlands, but also one of the most beautiful courses on the European continent. The club moved to its present location in Zandvoort in 1928. Designed by the legendary Harry Colt, it has its own unique seaside character. Additions have been made, based on Colt's design principles, leading to the present 27 holes.

With its open character and the prevailing south westerly wind, the course offers a variety of challenges which will test golfers at every level.

The Kennemer G&CC has hosted many national and international tournaments. The Dutch Open has been played on our course for numerous occasions. In 1976 Seve Ballesteros won his first professional golf title here on the Kennemer.

We realise the importance of protecting our environment, not only for now but also for the future. The Kennemer G&CC was one of the first golf clubs in the country to be Committed to Green and GEO certified.

In our charming historic clubhouse you will be welcomed by our hospitality team for drinks, lunch or dinner. The clubhouse and terrace offer stunning views over the course.

We trust this course guide will serve as a helpful companion during your round of golf and hope your visit to the Kennemer Golf & Country Club will be an unforgettable experience.



HISTORY

Founded in 1910 the Kennemer Golf Club originally had its home on farmland, fifteen kilometers north of its present location, and it was there that a 9-hole golf course was created.

In 1925 a decision was made to search for a suitable new site for the club.

Sights had been set on a new site near Zandvoort. The club invited the renowned golf course architect Henry (Harry) Shapland Colt (1869 – 1951) to present a plan for an 18-holes championship golf course in the dunes.

An English cottage-style clubhouse (architect A.P. Smits) was built and the initial course, presently the Pennink Course (B) and the Colt Course (C), was opened in 1928.

Based on an original design made by Colt in 1937, the Dutch-born golf course architect Frank Pennink, under the supervision of former Secretary Steven van Hengel, made the final design of the seven holes which were added to the two existing (practice) holes to form the van Hengel Course (A) in 1985.



THE COURSE

The Kennemer golf course was Harry Colt's first project in The Netherlands and is generally considered to be one of his best designs.

In the early days of the initial course the landscape had a very open character, bare and no trees.

Over time, however, the course became somewhat overgrown by substantial areas of grass, trees and bushes, causing it to lose some of its original nature.

In recent years measures have been taken to restore and preserve the landscape.

The club is dedicated to contributing to the natural environment of the course and protecting what currently exists and enhancing the eco-system for the future.

The Kennemer has become well-known as a leading course, both in The Netherlands and internationally. This is reflected in its prominent position on golf course ranking lists.



LEGEND

Pin positions:



Red flag:

Pin positioned on the front half of the green.



Yellow flag:

Pin positioned on the rear half of the green.

119

163

182

205

Distance from the tees in metres.

Distance to the green:

Distances indicated are measured in metres to the centre of the green.



Posts with yellow ring 150 m



Posts with blue ring 100 m



Slope or ridge.



Slope direction.



Greenside hollow.



Shelter.



Water tap



- van Hengel Course (A)
- Pennink Course (B)
- Colt Course (C)





HANOS maakt een wereld aan smaken, ingrediënten en innovaties beschikbaar voor iedere foodprofessional. Bent u op zoek naar advies of inspiratie? Ons FoodXperience-team bestaat uit onze eigen culinair adviseurs, die dagelijks te vinden zijn in uw eigen HANOS-vestiging. Bekijk ook ons online inspiratieplatform én bezoek onze culinaire evenementen.

KLANT WORDEN



HANOS.NL/KLANTWORDEN

HANOS Amsterdam

Spaklerweg 51-55 - 1114 AE Amsterdam
+31 (0)20 4609999

HANOS
INTERNATIONALE HORECA GROOTHANDEL

Een wereld
van aandacht




VAN HENGEL COURSE (A)



150

154
173
203
237



315

334

364

398

Right half of
the fairway is
the ideal
target line.

Van Hengel
Course
HOLE 1
Par 4



140
168
198
241


150

418

446

476

519



Often playing downwind,
but still a long hole.
Aim for the
left-hand side
of the fairway.

Van Hengel
Course
HOLE 2
Par 5

107
118
118
125



Playing back into
the prevailing wind
and slightly uphill,
this hole requires
more club than
might be expected.

121

132

139

Van Hengel
Course
HOLE 3
Par 3



139

139

198

247

150

258

317

366



NEXT TEE

Keep the tee shot just left of center. One of the toughest green with quite dramatic slopes.

Van Hengel
Course
HOLE 4
Par 4



150

151
180
199
231



306

335

354

386



Aim for left side
of the fairway.
Try to hit the middle
of this green.
You don't want
to go long!


Van Hengel
Course
HOLE 5
Par 4

212
227
227
231



156
198
198
202

150



311

A blind tee shot.
Shorter hitters need
to aim for the middle
of the saddle.
Longer hitters
can cut a bit
of the corner.

326

330

Van Hengel
Course
HOLE 6
Par 4



110
177
198
234

150



389

456

477



513

Great par 5.
Normally the start
of the stretch of
three holes playing
back in the wind.
The lay-up is crucial
to get right.

Van Hengel
Course
HOLE 7
Par 5

129
145
145
189



144

160

Long par 3.
Take plenty of club
and the right miss
will be better
than missing
the green left.

Van Hengel
Course
HOLE 8
Par 3

204



150

147
184
184
219



308

345

One of the toughest par 4's.
The tee shot should be aimed at the middle of the fairway.

Van Hengel
Course
HOLE 9
Par 4

380



**TECHNIEK
VAN MORGEN,
SERVICE VAN
VANDAAG.**



WWW.KRAAKMAN.COM



PENNINK COURSE (B)



150

120

120

178

202

329

387

411



Aim slightly left
of centre on
this demanding
par-4.

Pennink
Course
HOLE 1/10
Par 4



93
110
110
128



109

126

Aim toward the
right halve of
the green and
make sure to
use enough club.


Pennink
Course
HOLE 2/11
Par 3

144



150

158
173
200
205



A good lay up
is needed to
set up the
approach shot.

428

443

Pennink
Course
HOLE 3/12
Par 5

475

470





205

230

230

239

172

200

200

208

150



266

This is the start
of a run of
5 holes back
into the
prevailing wind.



292

301

Pennink
Course
HOLE 4/13
Par 4

148
183
183
197



150



255

Keep the teeshot
left of the
fairway bunker.
The green is
divided into
two tiers.

290

Pennink
Course
HOLE 5/14
Par 4

304



150

151
160
230
257

370

379

449

476



Just right of the
fairwaybunker
is a great line.
Well guarded
front of the green.

Pennink
Course
HOLE 6/15
Par 5



121

163

195

201

150



254

296

Use the pole as
a reference.
Second shot:
take enough club
or choose
to lay up.

Pennink
Course
HOLE 7/16
Par 4

328

334


121
140
140
164



135

154

178



Tough par-3 with
a narrow entrance
to the green.
Right half of
the green is a
good target.

Pennink
Course
HOLE 8/17
Par 3



The right side of the fairway leaves the shortest approach but also brings the right hand rough into play.

Pennink
Course
HOLE 9/18
Par 4



Reino

INTERIEURVERZORGERS
SCHOONMAAK & ONDERHOUD

"MET ONS IS DE BUNKER HET
ENIGE DAT STOFFIG BLIJFT."

www.reino.nl

Schoonmaak voor:

Kantoren & zakelijk - Onderwijs - Zorg - Detailhandel
Verenigingen - VvE's & Vastgoed



COLT COURSE (C)



119

163

182

205

150

242

286

305

328



Blind teeshot;
use the pole as
a reference.
A good strike
is required.

Colt Course
HOLE 10
Par 4



150

125

149

191


216

336

360

402

427



Long Par 4,
but often playing
downwind.
Narrow entrance
to the green.


Colt Course
HOLE 11
Par 4



150



146
200
200
233



410

Take enough club
on the approach
as any ball coming
up slightly short
will roll back.

Colt Course
HOLE 12
Par 5

497

464



193
208
208
260

150



275

290

The back part of the green is very narrow with hollows left and right. Best to aim for the middle of the green, even with a back pin position.

342

Colt Course
HOLE 13
Par 4



179
175
198
218

150

282

308

331

351



After a good teeshot,
the approach is
often a blind shot
playing uphill and
into the wind.
Take enough club!

Colt Course
HOLE 14
Par 4

97
117
117
142




110

130



155




Again uphill.
Make sure to
carry the front of
this raised green.
Avoid the
bunkers at all cost!

Colt Course
HOLE 15
Par 3



150

193
215
215
223



404

A scoring opportunity on this short par 5 as it normally plays downhill and downwind.

426

434

Colt Course
HOLE 16
Par 5



99
120
120
138

113

134

152



Well guarded green.
Aim for the middle
to avoid the hollow
and bunkers at the
front of the green.

Colt Course
HOLE 17
Par 3



150

130

157

175

193



303

330

348

366

Left side of the
fairway preferable
as this is flatter
and leaves a good
view of the green
for the approach.

Colt Course
HOLE 18
Par 4

Elektrotechniek begint bij

ELSENGA

6-8-10

■ Elektrotechniek
■ Lichtinstallatie
■ Krachtinstallatie
■ Onderhoud

ELSENGA
INSTALLATIETECHNIEK




Sla een **hole-in-one** in **techniek** met Elsenga als je **caddie**

Bij **Elsenga Installatietechniek** staan we al **sinds 1923** klaar om je **elektrotechnische installaties** en **beveiligingsoplossingen** te optimaliseren.

Of het nu gaat om **advies, installatie** of **onderhoud**, wij zorgen voor **veilige** en **duurzame systemen**. Laat ons je helpen om met slimme technieken meer gemak en zekerheid te creëren.

Met **Elsenga** heb je kwaliteit en vakmanschap binnen handbereik.

www.elsenga.nl





KENNEMER GOLF & COUNTRY CLUB

www.kennemergolf.nl

Kennemerweg 78
2042 XT Zandvoort (NL)

Telephone +31(0)23 571 28 36

Emergency call +31(0)6 510 18 888